

Google Basics

Docs Suite: Draw

Agenda

- Basics of Google Docs Suite

Google Drawings

With Google Drawings, you can create and collaborate on flow charts, design diagrams, and work on many types of drawings. You can also chat with other editors from within Google Drawings, publish your Google Drawings as images for use in other documents, and store images to Google Drive for later use.

What can I do In Google Drawings?

- Edit drawings online in real time with anyone you choose, and invite others to view your edits in real time.
- Publish drawings online to the world as images, or download them in standard formats.
- Insert text, shapes, arrows, scribbles, and images from your hard drive or from the Web to enhance a diagram or painting.
- Insert drawings into other Google Docs or Slides using the web clipboard, then tweak them inline


Examples

Annotate Pictures With Comments

Use the comment feature in Drawings to annotate, analyze, and interpret images.

Manifest Destiny ☆

File Edit View Insert Help All changes saved in Drive



Annotations on the painting:

- Yellow box around Columbia: This is "Columbia, she represents the spirit of American expansion"
- Green box around the train: The railroad and telegraph lines show rising technology
- Red box around Native Americans: The Indians flee in fear reflecting the attitude of American entitlement to the land
- Purple box around the pioneers: The farmer represent the cultivation and "civilization" of previously wild lands.

Comments by Josh Harris:

- 5:16 PM Today: This is "Columbia, she represents the spirit of American expansion"
- 5:15 PM Today: The railroad and telegraph lines show rising technology
- 5:16 PM Today: The Indians flee in fear reflecting the attitude of American entitlement to the land
- 5:16 PM Today: The farmer represent the cultivation and "civilization" of previously wild lands.

Comment buttons: Comment, Cancel

Markup a Blackline Master



Early California Explorers

Cameron Main

The map shows the state of California with several numbered points and arrows indicating exploration events:

- 1** In 1542, Juan Rodríguez Cabrillo sailed north from Mexico to what is now San Diego Bay.
- 2** In 1579, Francis Drake came to a bay which is now San Francisco to repair his ship.
- 3** In 1602, Sebastián Vizcaino discovered Monterey Bay and drew maps of the coast that people used for almost 200 years.

Other annotations include:

- Cabrillo died on San Miguel Island.
- Cabrillo claimed Catalina Island and San Miguel Island for Spain.
- Cabrillo met Chumash Indians who lived in this area.

A small illustration of a sailing ship, likely the San Pedro, used by Francis Drake.

<http://www.geograph.org.uk/photo/1419626>

In 1602, Sebastián Vizcaino gave San Diego its name.

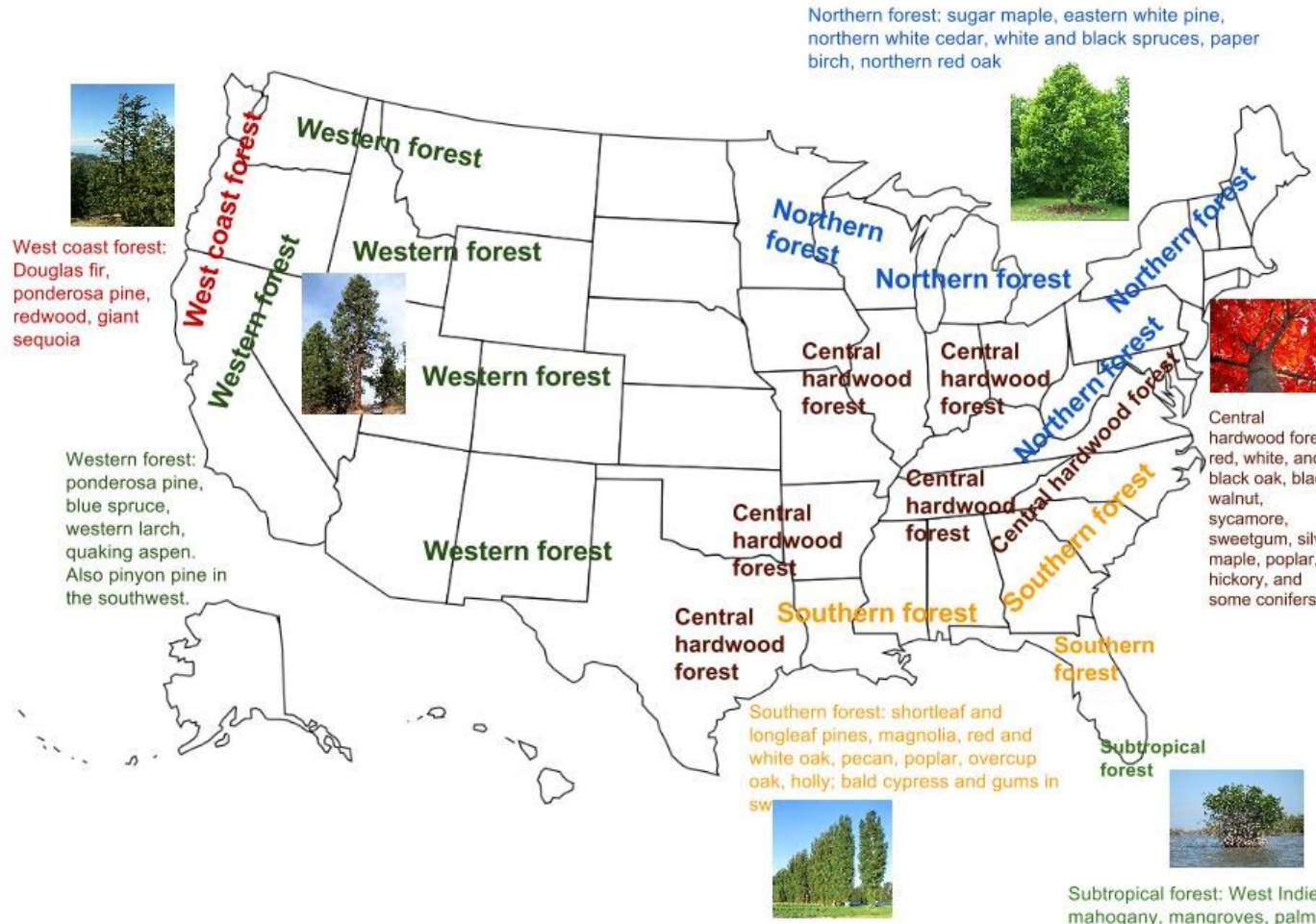
@DowBiggin

(Thanks, James Sanders!)

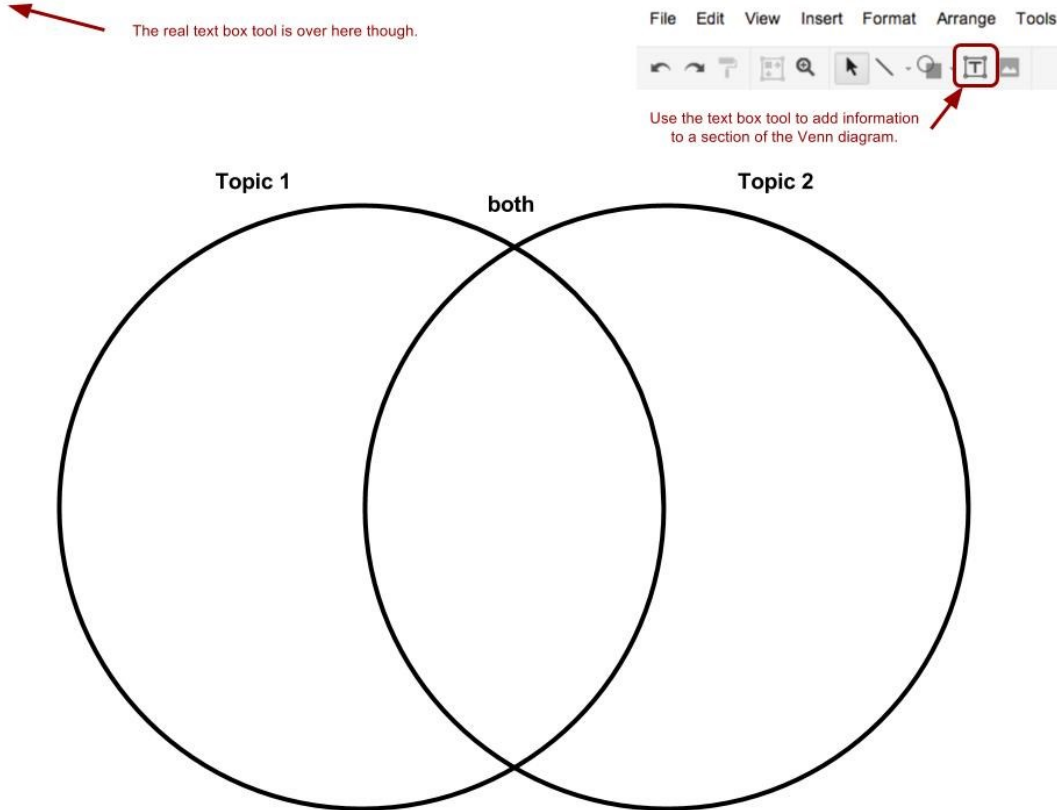
ng

Make a map of the United States. Show the types of forests growing in different parts of the country. Name some kinds of trees that grow in these forests. (Use your Webelos handbook to help you.)

Map Labeling



Teacher or Student-created Digital Diagrams



Replace your paper-&-pencil graphic organizers with electronic ones that can be filled out digitally.

[@DowBiggin](#)

Digital Graphic Organizers

Cameron Main # 11

RAIN FOREST BABIES



Image source: <http://www.flickr.com/photos/21604043@N05/2447517445/>

Fact:

An elephant baby is called a calf.

Fact:

An elephant's enemies are tigers and humans.

Elephant



Image source: <http://pixabay.com/en/tiger-siberian-tiger-tiger-baby-67577/>

Fact:

A tiger baby is called a cub.

Fact:

Its only enemies are humans.

Tiger



Image source: <http://www.flickr.com/photos/11098645@N06/1849459156/>

Fact:

A kangaroo baby is called a joey.

Fact:

Its enemies are feral (wild) house cats, wild dogs, pythons, and eagles.

Kangaroo

Combined Image & Text Directions

Combining Visual & written steps always makes it easier for people to follow, especially with technical or new content.

Use screen shots in a Drawing and mark them up.

Got a teacher website?

Embed the Drawing and any changes you make to the drawing will be automatically updated.

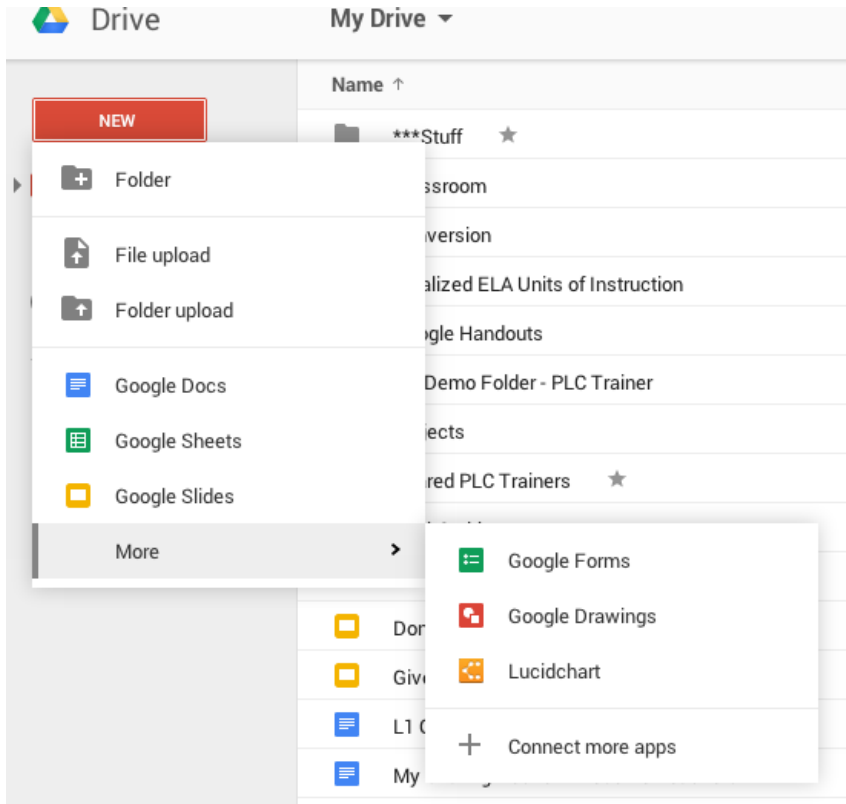


Make Digital Comic Strips using photos



Alternative Assessment: Students can demonstrate DOK in fun, multimedia ways.

Create a New Google Drawing



1. To view, manage, and create files in Google Drive, go to: drive.google.com.
2. Create a Doc, Sheet, Form, Slide, or Drawing by clicking the New button in Drive
3. Choose a file type.

Drawing Activity

In this activity you will create a wallpaper that can be used for your tablet or chromebook to identify and personalize. Please access the directions here:

<https://goo.gl/7pqhUR>